




CENTER FOR CAREER & COMMUNITY ENGAGED LEARNING

CCEL, Year in Review Report

22
-
23



About the Center for Career & Community-Engaged Learning (CCEL)

CCEL supports APU's academic vision by serving a diverse community through the academic integration of service-learning opportunities, study away programs, career exploration and development, faculty pedagogy and scholarship, and reciprocal community partnerships.



Academic Service-Learning: academic courses that include practical experiences to enrich learning and serve the community



Career Development: resources, workshops, events, and information to support students and alumni in their professional endeavors



Community Advancement Programs: Federal Work Study positions that serve the local community and provide meaningful employment for students



Study Away Programs: academic programs of varying lengths with the opportunity to take courses while traveling the world



<https://www.apu.edu/ccel/>

Access career and community engaged learning resources and programs.

ACADEMIC SERVICE-LEARNING






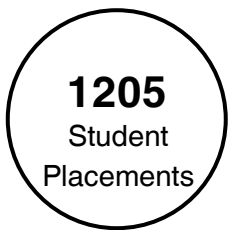
CHAMP Graduation, EDLS 405



Cougar Pals Visit Day, SOCW 310/311



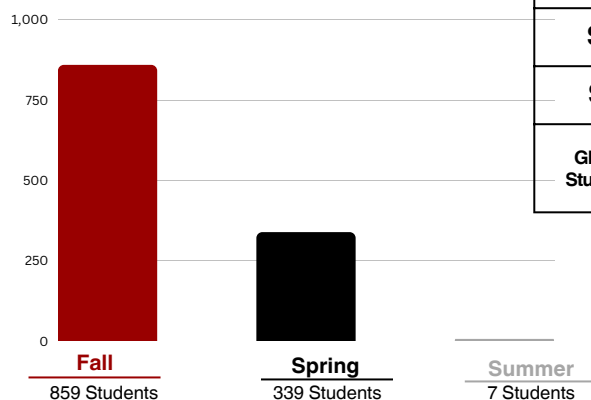
Ceramics Project, ART 105



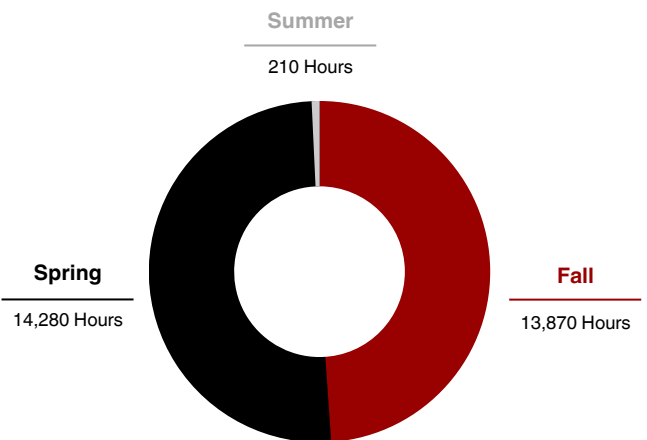
of Academic Service-Learning Course Sections by APU School/College

BAS	27
CLAS	8
COTA	8
HONORS	3
SBM	20
SOE	10
SON	22
SOT	2
GE 100 & Study Away	7

of Academic Service-Learning Students per Semester



Service-Learning Hours per Semester



Monetary Value of Service-Learning Hours

\$809,394

CAREER DEVELOPMENT



Mitchell K. Class of 2022

"I saw an increase of connections and offers for opportunities on LinkedIn after I came into Career Development to work on my resume and finally get an updated headshot."

Reyna S. Class of 2024

"I wanted to inform you that I was offered the position at CSUF to be a career coach for the next school year. Thank you so much for all your help. The areas you told me to focus on for the interview were spot on. I truly appreciate it!"



13 **Fairs**
Graduate School, Camp & Ministry, Job & Internship Expo, and more

58 **Workshops**
Career Branding, Landing the Job, Grad School Search & Prep, and more

342 **Student Hires**
Number of students hired for a job or internship through Handshake*

464 **Consulting Appointments**
Resume, LinkedIn, Mock Interview, Career Exploration, and more

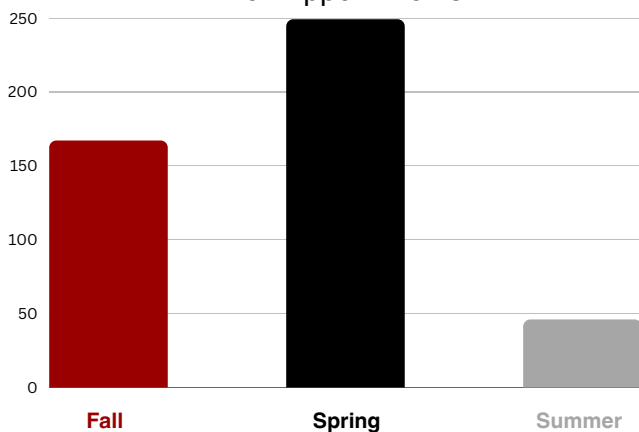
2,123 **Employer Connections**
New external employers connected to APU through Handshake*

76,277 **Job Postings**
Approved number of job & internship postings on Handshake*

*Handshake is APU's Career Platform

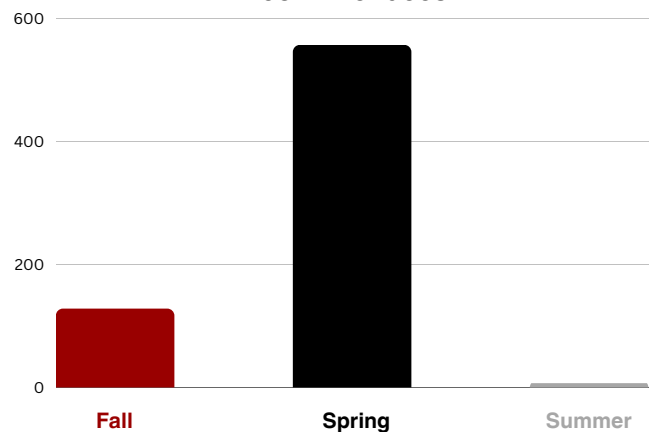
Demographic Breakdown

Consulting
464 Appointments



Semester	Total Appointments	Alumni	Graduate	Undergraduate
Fall	167 (36%)	11 (6.6%)	63 (37.7%)	93 (55.7%)
Spring	249 (53.7%)	18 (7.2%)	108 (43.4%)	123 (49.4%)
Summer	48 (10.3%)	9 (18.7%)	25 (52.1%)	14 (29.2%)

Workshops
687 Attendees



Semester	Total Attendees	Alumni	Graduate	Undergraduate
Fall	128 (18.6%)	1 (0.8%)	26 (20.3%)	101 (78.9%)
Spring	552 (80.4%)	1 (0.2%)	218 (39.5%)	333 (60.3%)
Summer	7 (1%)	0 (0%)	0 (0%)	7 (100%)

Information collected through June 29, 2023. Does not include all Summer 2023 data.

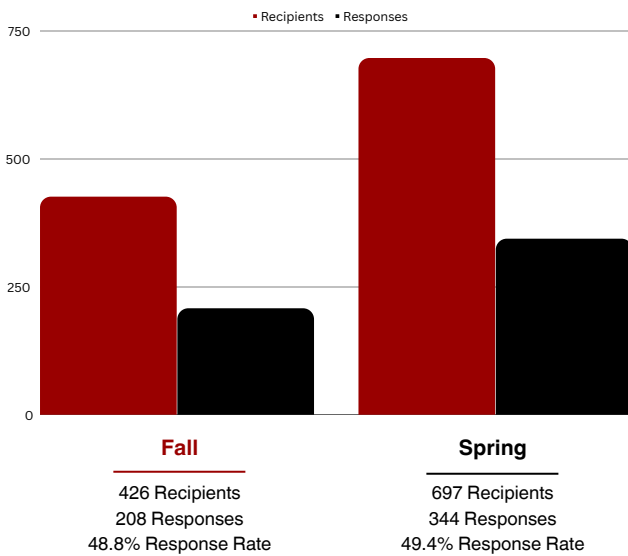
CAREER DEVELOPMENT



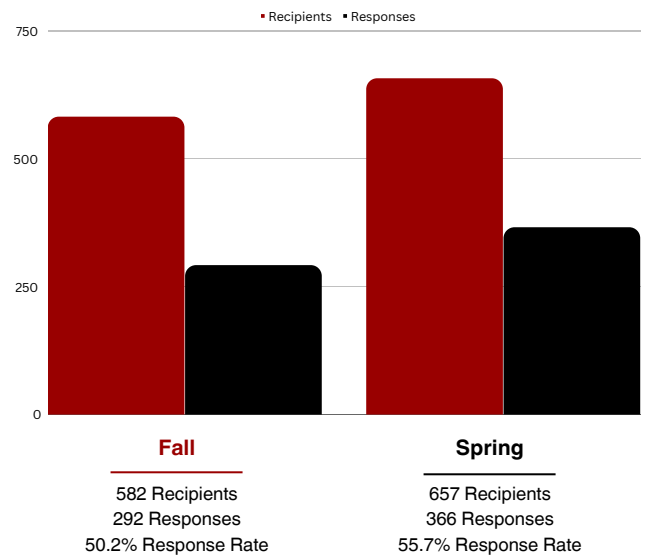
First Destination Survey

2021-2022 Results

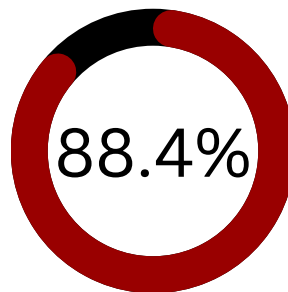
Undergraduate & Professional



Graduate



Percentage of APU Graduates Working Within 6 Months Post-Graduation*



*As of June 2022 for December 2021 graduates & November 2022 for May 2022 graduates;
Includes Working, Continuing Education, Military, and Volunteering



Christina K.

Class of 2019

"I just found out that I got into my top two grad school programs at USC and USF! I wanted to keep you updated because you were incredibly helpful throughout the whole process. Your help with my resume paid off! Thank you so much for empowering me to feel confident and prepared in my application process and beyond."

COMMUNITY ADVANCEMENT PROGRAMS



Community-based Federal Work Study (FWS)



51

Students
Employed
(49 UG, 2 Grad)

6,000

Hours
Worked

16

Program
Positions /
Sites

***\$76,127 of FWS Funds Utilized
in Community Programs = 9.3%
of the Total APU FWS Awarded***

Student Employee Feedback on Community-based Positions

- *Improved my communications and leadership skills*
- *Gained new skills and relevant experience*
- *Developed my patience, adaptability, and perspective of others' experiences*
- *Helped solidify my career choice*
- *Formed strong connections with students, staff, & parents in the community*



Community Partner Feedback on APU Student Staff

- *Participation with APU Community Advancement Programs increases our organizational capacity to fulfill our mission*
- *Student workers are professional, dedicated, hard-working, and motivated*
- *We value the partnership and love working with APU!*

STUDY AWAY



SBM Ireland, Spring 2023

"I will forever cherish the weeks in Ireland with my classmates and faculty while I got to learn so much about myself and the world!"

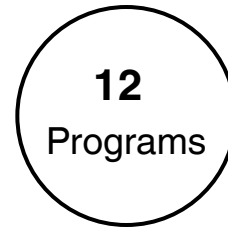
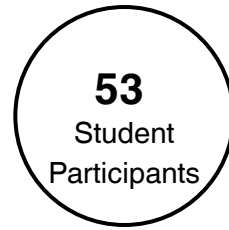
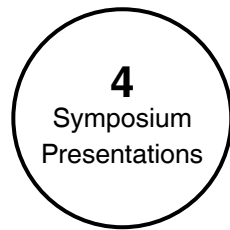


ELM Nursing Kenya, Spring 2023

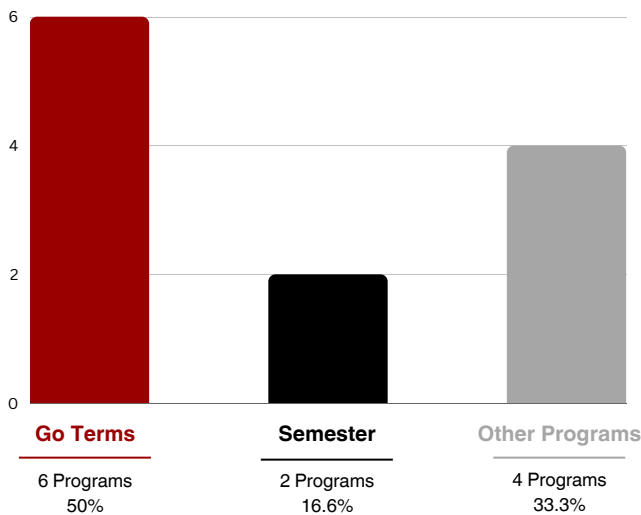
"We saw firsthand the health disparities and need of the patients for basic resources such as food and water."

Ecuador Semester

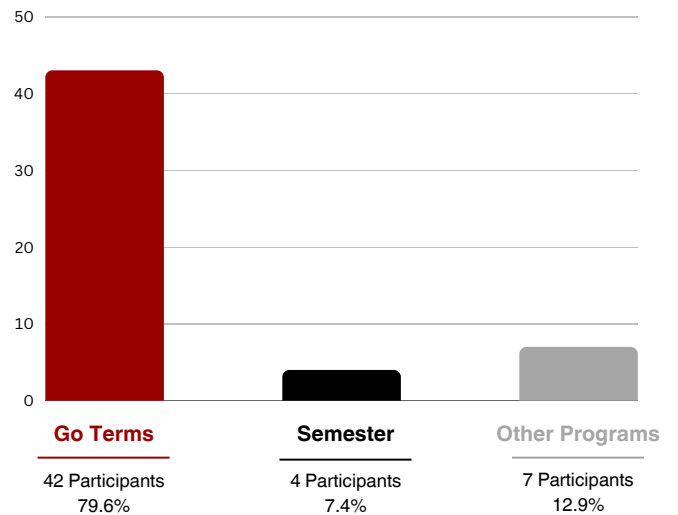
I loved getting to do research for the study away symposium project. Being able to string parts of my experience and other outside research together into a completed narrative helped me to take what I had learned during my study away program and build on it.



Program Breakdown



Participants per Program



Student Populations

Undergraduate Students: 22, 40.7%
Grad & Doctoral Students: 31, 59.2%





AZUSA PACIFIC

U N I V E R S I T Y

**Center for Career & Community
Engaged Learning**



Email:
cce@apu.edu



Location:
East Campus, Building 22



Phone:
(626) 815-2103